

## DID YOU KNOW??

Dr. James Allen Watrous, Ph.D.

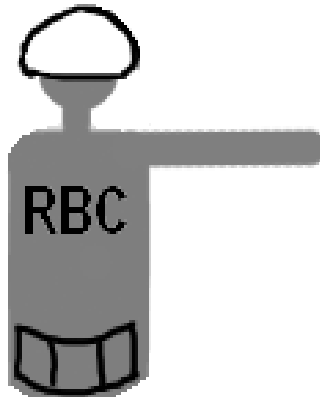
Are there a good set of distinct hand signals for communication to automobiles and other riders in a group riding situation? I have found that the following set of distinct hand signals work the best with for clear communications.

### **BICYCLING HAND SIGNALS**

The following is set of uniform hand signals for bicyclists. The first set of hand signals are for general traffic patterns regardless of whether other bicyclists are present or not. The second set of hand signals are for group riding or pace lines.

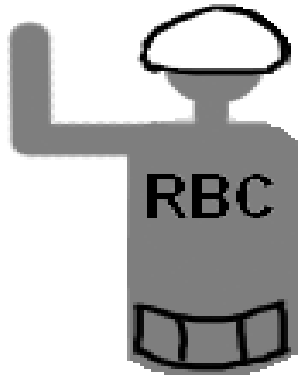


**LEFT TURN**




**RIGHT TURN (best signal)**

**OR**




**RIGHT TURN (not as good as the above signal)**



**SLOWING OR STOPPING USING THE LEFT HAND.**

Palm of your hand held facing back toward traffic, other riders behind you, and out from the side of your body.



**SLOWING OR STOPPING USING THE RIGHT HAND.**

Palm of your hand held facing back toward traffic,